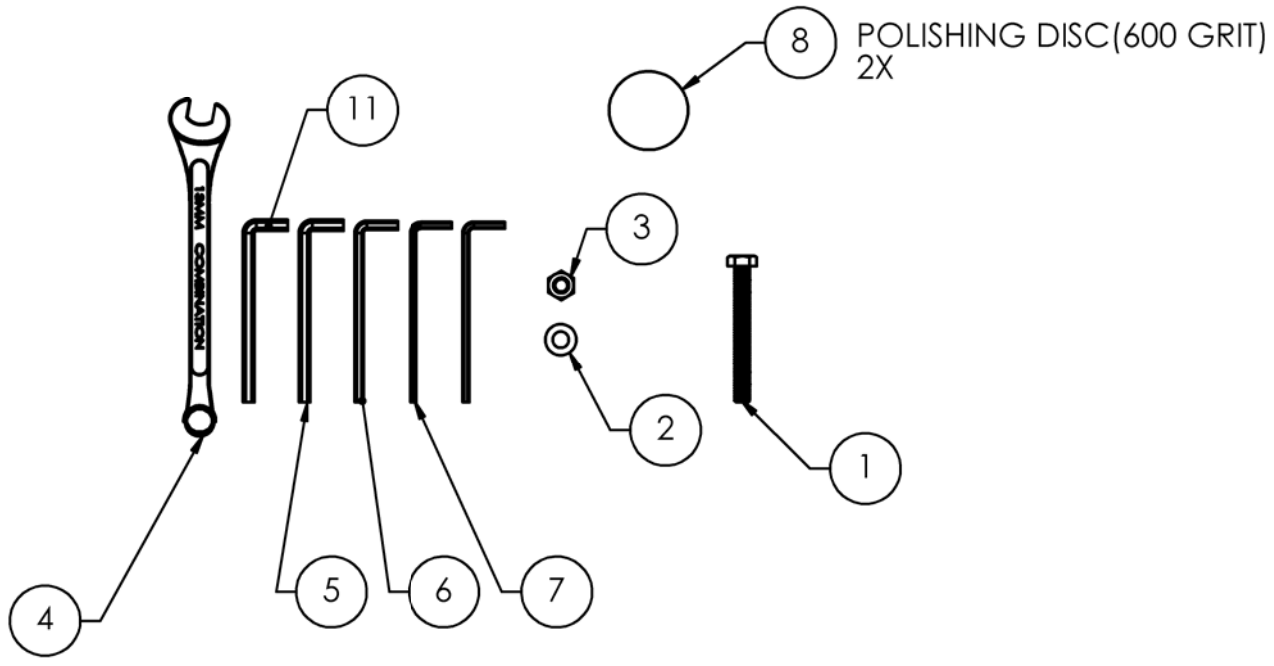
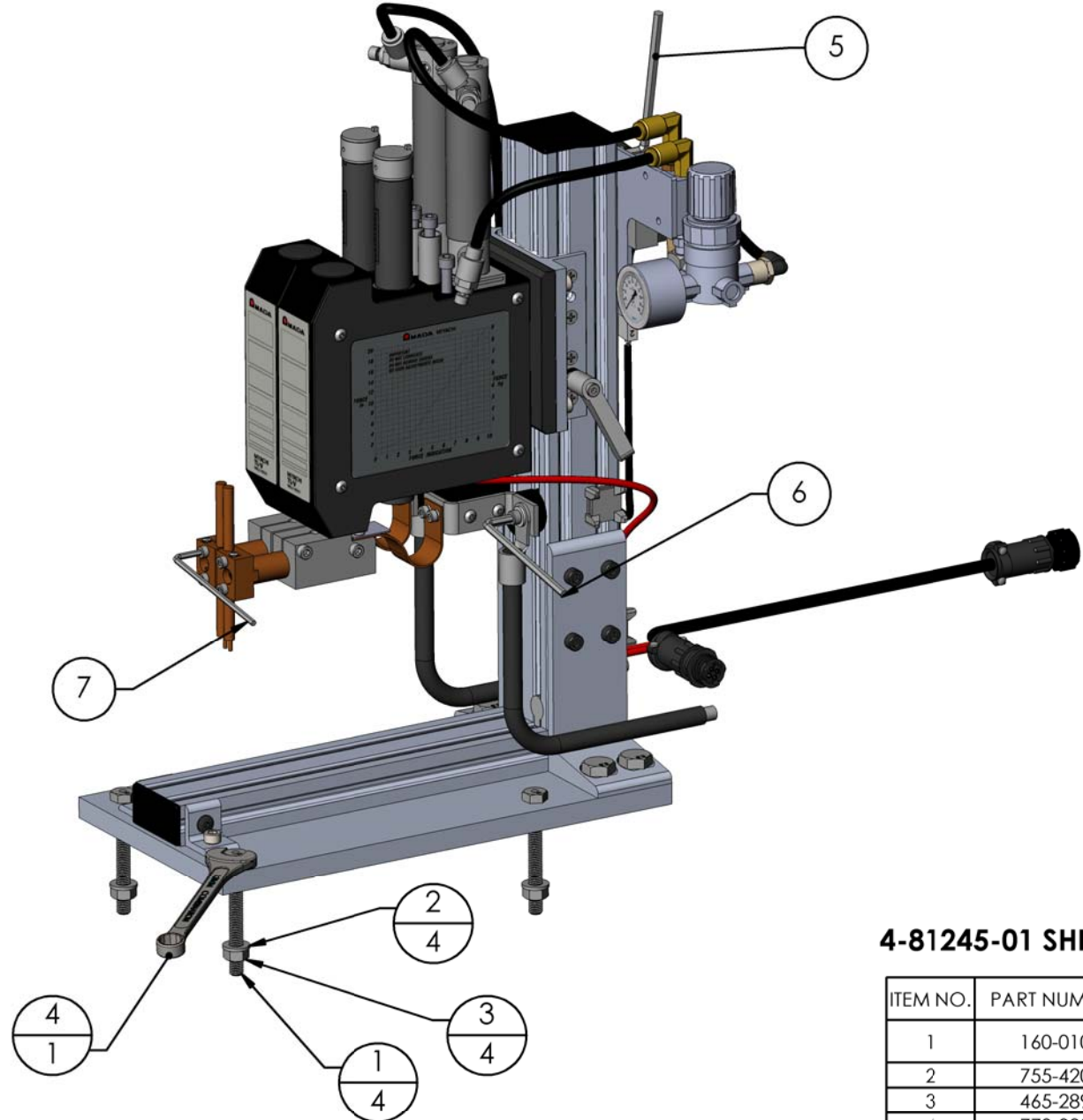


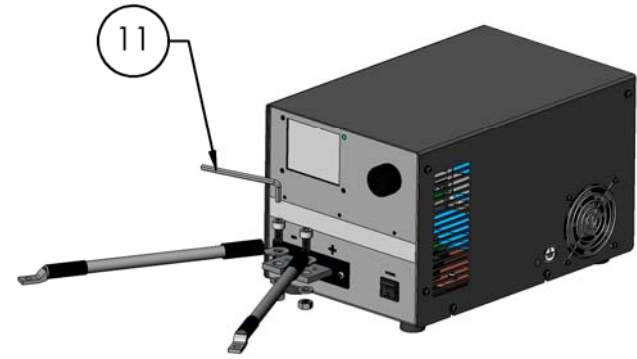
REVISIONS				
SYM	DATE	EO NO.	BY	APPR
A	11/30/17	44820	DMR	TH
B	9/11/18	45169	DMR	TH
C	12/19/19	45711	DMR	TH
D	4/28/20	45833	DMR	TH



TOOL USAGE CHART		
ITEM #	DESCRIPTION	USE FOR
4	13mm COMBINATION WRENCH	ALL 8mm HEX BOLTS
7	3.0 mm ALLEN KEY	ELECTRODE HOLDER & ELECTRODE ADAPTER
6	4mm ALLEN KEY	WELD CABLE END CONNECTIONS & ELECTRODE ADAPTER BLOCKS
5	5mm ALLEN KEY	WELD HEAD STAND
11	6mm ALLEN KEY	WELD CABLE AT POWER SUPPLY



TL-V088B-A DUAL WELD HEAD
PARALLEL GAP ELECTRODE
AIR ASSIST.



POWER SUPPLY

4-81245-01 SHIPKIT BOM

ITEM NO.	PART NUMBER	DESCRIPTION	Default /QTY.
1	160-010	BOLT, HEX HEAD, M8, 70mmLG	4
2	755-420	WASHER FLAT, M8	4
3	465-289	HEX NUT, M8, 18-8 SS	4
4	770-033	WRENCH, 13mm, OPEN END	1
5	770-027	5mm HEX ALLEN KEY	1
6	770-043	4mm HEX ALLEN KEY	1
7	770-032	3mm HEX ALLEN KEY	1
8	4-04688-01	DISC POLISHING 600 GRIT	2
9	4-40810-01	TEMPLATE DRAWING 88A	1
10	4-40851-01	INSTALLATION DWG	1
11	770-031	6mm HEX ALLEN KEY	1

PN 4-40817-01

UNLESS OTHERWISE SPECIFIED DIMENSIONS ARE IN INCHES/		MATERIAL: STK NO.		DRAWN: DAVE R		DATE: 10/23/17	
DIMENSIONAL TOLERANCES:		FINISH:		ENGR:		DATE:	
INCHES .XX ± .01		MM .X ± .3		CHKD:		DATE:	
.XXX ± .005		.XX ± .13		APPR: MATT G		DATE: 10/23/17	
FRACT ± 1/64		ANGLES ± 1/4°		APPR:		DATE:	
SURFACE ROUGHNESS 125 MAX		BREAK ALL SHARP EDGES TO		RELEASE EO		SCALE NONE	
RADIUS (OR EQUIV)		ALL INTERNAL RADI		TITLE		SIZE DWG NO.	
PART TO BE FREE OF BURRS		CONCENTRICITY		SHIPKIT DWG, TL-V088B-A		D 4-40817	
REMOVE MILL SCALE		TIR		DUAL HD PARALLEL GAP ELCTD		SHEET 1 OF 1	

NOTES: UNLESS OTHERWISE SPECIFIED