


UF-R4000A-Dual

Dual Stack Hot Bar Soldering Control



UF-R4000A-Dual Stack provides targeted heating and precision temperature control for small hot bar soldering applications such as the connection of flexible circuits, ribbon cables, wires, heat staking and SMT components.

UF-R4000A-Dual Stack has a fully integrated dual 1kVA weld transformer and a dual stacked control unit. Space saving design making it ideal for multiple stage production lines and high throughput automation requirements using dual weld heads.


ADVANTAGES

- Reasonably priced
- Small foot print
- Ideal for high volume production lines and automation
- Can be used independently, simultaneously or sequentially


KEY FEATURES

- Closed-loop temperature and time control
- Stores 63 heating profiles (per Controller)
- Remote programming via RS-232/485
- Two thermocouples for process control and auxiliary monitoring (per Controller)
- Comprehensive and informative user interface:
 - Graphic and numeric process data
 - Status and alarm messages
 - Heat profile settings and envelope limits
 - Temperature error indicators
 - User scalable time axis
 - Real time temperature plot


TYPICAL APPLICATIONS




ACF flex to flex



Wire to flex



Flex to PCB



Heat staking

TECHNICAL SPECIFICATIONS

Temperature profile specifications (per Controller)		
Temperature range	Idle	25 to 300° C
	Base heat	25 to 300° C
	Preheat	60 to 500° C
	Heat	60 to 600° C
	Heat extended range	60 to 999° C
	Postheat	25 to 999° C
Time periods (in 0.1 sec. increments)	Base heat	0 to 99.9 seconds
	Rise to preheat time	0 to 9.9 seconds
	Preheat	0 to 99.9 seconds
	Rise to heat time	0 to 9.9 seconds
	Heat	0.1 to 99.9 seconds
	Postheat	0 to 99.9 seconds
Temperature Control	Accuracy	±2% of reading or ±6° C, whichever is greater
	Repeatability	±1% of reading
Thermocouple input		Type E, J or K
Heating rate control		Three integrated user-set parameters optimize temperature profile
Programmable heat profiles		Sixty three (63) non-volatile memory

Optional Equipment Ordering Guide		
Suggested basic system: power supply, reflow head, thermode, footswitch, auxiliary thermocouple		
Reflow heads	Force range lbf (Newtons)	Application guideline
LT-050B-F/LRF	0.08 - 2.2 (0.4 - 9.8)	Light force pinpoint soldering
LT-050B-F/RF	0.275 - 2.2 (1.22 - 9.8)	Light force pinpoint soldering
TL-087B-EZ	0.5 - 20 (2.2 - 89)	Small/medium soldering
TL-087B-F	0.25 - 20 (1.1 - 89)	Small/medium soldering
TL-087B-SA/REFLOW	2 - 20 (8.9 - 88.9)	Flex soldering/bonding
TL-084B-SA/REFLOW	5 - 40 (22.2 - 177.9)	Flex soldering/ACF/heat staking
TL-180B-SA	7 - 100 (31.1 - 444.0)	Flex soldering/ACF/heat staking
SH80	1.8 - 18 (8 - 80)	Flex soldering/ACF/heat staking
SH500	6.7 - 112.4 (30 - 500)	Flex soldering/ACF/heat staking
System solutions:		
Desktop bonders	1.8 - 112.4 (8 - 500)	Small to large soldering, flex soldering & ACF bonding; request/see datasheet #991-006
Auxiliary thermocouples		
AUXTC/E	Auxiliary thermocouple, type E, 5 ft. long	
AUXTC/K	Auxiliary thermocouple, type K, 5 ft. long	
AUXTC/J	Auxiliary thermocouple, type J, 5 ft. long	

Switched Input electrical specifications (per Controller)	
Operator initiation	1 or 2 level footswitch
Dedicated relays	24 VAC/24 VDC 0.3 A
Air head	ON/OFF for head actuation
Head cool	ON/OFF for cooling thermode holder
Solder cool	ON@COOL_OFF@PREHEAT
Programmable relays	7 each, electromechanical (24 VAC or +24 DC)
Contact rating	24 VAC/24DC, 0.3 A
Communication ports	RS-232, RS-485
Programmable relay functions –	Reflow, preheat, baseheat, idle on, alarm, out of limits, clean thermode, replace thermode, end reflow, heat on, head valve active, system ready
Operating temperatures	59° F (15° C) – 104° F (40° C)
Relative humidity, max.	93% @ 104° F (40° C)

Power Supply Ordering Guide		
Power Supplies	Description	Electrical
UF-R4000A	UF-R4000A-Dual power supply, 120 VAC, two 1 KVA transformer built-in	15 A, single phase 50 or 60 Hz
UF-R4000A	UF-R4000A-Dual power supply, 240 VAC, two 1 KVA transformer built-in	15 A, single phase 50 or 60 Hz

Pulse Heated Thermodes	Description	Application/Size*: Inches (mm)
17P	Peg tip - (circular probe tip)	Thermocompression bonding-single point soldering / 0.020 - 0.093 (0.5 - 2.4)
17T	"T" tip - (rectangular probe tip)	Thermocompression bonding-single point soldering / 0.008 x 0.010 (0.2 x 0.25)
17BM	Blade	Multiple contacts / 0.030 - 1.0 (0.76 - 25.4)
17F	Nichrome fold-up	Multiple contacts / 0.250 - 1.0 (6.45 - 25.4)
17TD	Three dimensional	Multiple contacts / 1.0 - 3.0 (25.4 - 76.2)

*NOTE: Standard size ranges are listed, consult AMADA WELD TECH for custom requirements and application advice.

WEIGHT & DIMENSIONS

UF-R4000A-Dual	
Dimensions (W x D x H)	11.81 in x 20.87 in x 12.52 in (300 mm x 530 mm x 318 mm)
Weight	60 lb (27.2 kg)



USA Headquarters and Western Technical Center

AMADA WELD TECH
1820 S. Myrtle Ave. • Monrovia, CA 91016 US • T: (626) 303-5676
info@amadaweldtech.com • www.amadaweldtech.com
ISO 9001 Certified Company • 24/7 Repair Service: 1-866-751-7378

AMERICAS

AMADA WELD TECH
(Eastern Technical Center)
High Point, North Carolina
T: (941) 544-5762
southsales@amadaweldtech.com

AMADA WELD TECH
(Midwest Technical Center)
Detroit, Michigan
T: (248) 313-3078
midwestsales@amadaweldtech.com

AMADA WELD TECH
(Mexico Office)
El Paso, Texas
T: (915) 881-8765
mxsales@amadaweldtech.com

EUROPE
AMADA WELD TECH
GmbH
Munich, Germany
T: +49-89-839403-0
infode@amadaweldtech.eu

ASIA

AMADA CO., LTD.
Isehara, Japan
T: +81-463-96-3268
sales@miyachi.co.jp

AMADA WELD TECH
SHANGHAI CO., LTD.
Shanghai, China
T: +86-21-6448-6000
jwu@amadaweldtech.com.cn

AMADA WELD TECH KOREA CO., LTD.
Seoul, Korea
T: +82-31-8015-6810
amadadasales@amadaweldtech.co.kr
sales2@amadaweldtech.co.kr

AMADA WELD TECH TAIWAN CO., LTD.
Taipei, Taiwan
T: +886-3-328-3511

AMADA (THAILAND) CO., LTD.
Bangkok, Thailand
T: +66-2170-5900
info@amada.co.th

AMADA VIETNAM CO., LTD.
Ha Noi, Vietnam
T: +84-4-6261-4583
thuyet@amada.co.jp

AMADA WELD TECH
INDIA PVT., LTD.
Bangalore, India
T: +91-80-4092-1749
info@amadaweldtech.in

Specifications subject to change without notice. Copyright© 2024 AMADA WELD TECH INC. The material contained herein cannot be reproduced or used in any other way without the express written permission of AMADA WELD TECH INC. All rights reserved.

follow us on:

