



# CD-A125A CD-A300A CD-A1000A

## Capacitive Discharge Welders


The CD-A is the latest and most advanced capacitive discharge welder that is automation-ready and features dual pulse output with control and monitoring of both pulses.

- Built-in current monitor
- Four pulse widths with fast rise times
- Automatic polarity switching  
CD-A125A/300A only


### KEY FEATURES

- Dual pulse function helps overcome surface inconsistencies
- Built-in monitor measures peak current for both pulses for process monitoring
- Process monitor features a color coded bar graph on the RUN screen that provides instant weld history of In Limit/ Out of Limit percentages to assess process performance
- Upper and lower limits can be set for both pulses, with an option to inhibit Pulse 2 if Pulse 1 is out of limits. Prevents weld blow out
- Upslope function allows gradual ramping of weld energy to alleviate weld splash CD-A125A/300A only
- Automatic polarity switching between pulses provides even heating between electrodes and increases electrode life CD-A125A/300A only
- Up to four software selectable pulse widths increases the range of welding applications and improves process optimization
- Efficient power electronics provide high repetition rates

### TYPICAL APPLICATIONS



*Battery tab welding*



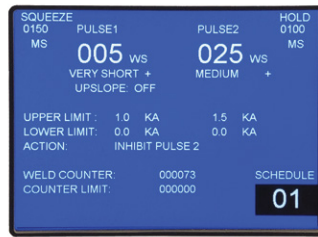
*Tack welding of carrier strip*



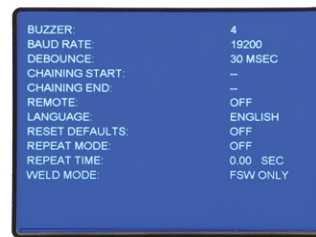
*Conductive terminal attachment*



RUN screen



LIMITS/ COUNTER screen



SETUP screen

**RUN screen** contains all information at a glance, with color coding. When Out of Limits occurs, box turns from green to red. Weld counter shows in Limits/Out of Limits percentage.

**LIMITS/ COUNTER screen.** Set limit settings with second pulse inhibit option if Out of Limit condition occurs on Pulse 1. Reset weld counter and set counter limit.

**SETUP screen.** Upslope, chaining and language select.

## TECHNICAL SPECIFICATIONS

Feature	CD-A125A / CD-A300A / CD-A1000A
Input line voltage	90 - 138 VAC, 50 - 60 Hz 180 - 264 VAC, 50 - 60 Hz
Dual pulse	Yes
Air head driver output	24 V, DC or AC – 0.5 A Max.
Weld schedules	63
Chain schedules (automatic step)	Yes
Programmable squeeze time	Programmable per schedule from 0 - 2.999 sec
Programmable hold time	Programmable per schedule from 0 - 2.999 sec
Remote schedule selection	Yes
Programmable polarity	Positive/Negative/Alternating - CD-A125A/300A only
End cycle buzzer	Yes
Output Relays	Weld Ready, Weld End, Counter Limit, Alarm, Out of Limits
Microprocessor control	Yes
Weld Counter with user programmable limit	Yes
Languages	English, Spanish, German

## OUTPUT PULSE CHARACTERISTICS

Model	Watt second adjustment range	Single pulse welding speed per minute	Dual pulse	Pulse width selection	Pulse width (max energy into 1 milliohm load)		Rise time (max energy into 1 milliohm load)	
					No upslope	With upslope	No upslope	With upslope
CD-A125A	1 - 125 Ws	10 Ws - 122 20 Ws - 122 80 Ws - 94 125 Ws - 85	Yes	Very short	2.0 ms	NA	0.7 ms	NA
				Short	2.3 ms	2.4 ms	0.7 ms	0.9 ms
				Medium	2.5 ms	2.8 ms	0.85 ms	1.4 ms
				Long	3.9 ms	4.7 ms	1.25 ms	2.8 ms
CD-A300A	3 - 300 Ws	10 Ws - 134 50 Ws - 110 150 Ws - 82 300 Ws - 67	Yes	Very short	2.4 ms	NA	0.9 ms	NA
				Short	6.0 ms	6.0 ms	0.9 ms	1.2 ms
				Medium	8.0 ms	8.2 ms	1.5 ms	2.8 ms
				Long	11.2 ms	12.2 ms	1.2 ms	3.3 ms
CD-A1000A	10 - 999 Ws	100 Ws - 111 500 Ws - 36 750 Ws - 25 1000 Ws - 20	Yes	Very short	4.3 ms	N/A	1.8 ms	N/A
				Short	8.6 ms	N/A	1.9 ms	N/A
				Medium	9.1 ms	N/A	2.7 ms	N/A
				Long	15.4 ms	N/A	3.4 ms	N/A

## WEIGHT & DIMENSIONS

	CD-A125A	CD-A300A	CD-A1000A	Transformer
Dimensions (W x D x H)	10.26 in x 15.25 in x 14.76 in (261 mm x 388 mm x 375 mm)	10.26 in x 15.25 in x 14.76 in (261 mm x 388 mm x 375 mm)	10.26 in x 15.25 in x 14.76 in (261 mm x 388 mm x 375 mm)	8.0 in x 9.0 in x 14.3 in (203.2 mm x 228.6 mm x 363.2 mm)
Weight	44 lbs (20 kg)	69 lbs (31 kg)	69 lbs (31 kg)	135 lbs (61 kg)



### USA Headquarters and Western Technical Center

AMADA WELD TECH  
1820 S. Myrtle Ave. • Monrovia, CA 91016 US • T: (626) 303-5676  
info@amadaweldtech.com • www.amadaweldtech.com  
ISO 9001 Certified Company • 24/7 Repair Service: 1-866-751-7378

### AMERICAS

AMADA WELD TECH  
(Eastern Technical Center)  
High Point, North Carolina  
T: (941) 544-5762  
southsales@amadaweldtech.com

AMADA WELD TECH  
(Midwest Technical Center)  
Detroit, Michigan  
T: (248) 313-3078  
midwestsales@amadaweldtech.com

AMADA WELD TECH  
(Mexico Office)  
El Paso, Texas  
T: (915) 881-8765  
mxsales@amadaweldtech.com

EUROPE  
AMADA WELD TECH  
GmbH  
Munich, Germany  
T: +49-89-839403-0  
infode@amadaweldtech.eu

### ASIA

AMADA CO., LTD.  
Isehara, Japan  
T: +81-463-96-3268  
sales@miyachi.co.jp

AMADA WELD TECH  
SHANGHAI CO., LTD.  
Shanghai, China  
T: +86-21-6448-6000  
jwu@amadaweldtech.com.cn

AMADA WELD TECH KOREA CO., LTD.  
Seoul, Korea  
T: +82-31-8015-6810  
amadadasales@amadaweldtech.co.kr  
sales2@amadaweldtech.co.kr

AMADA WELD TECH TAIWAN CO., LTD.  
Taipei, Taiwan  
T: +886-3-328-3511

AMADA (THAILAND) CO., LTD.  
Bangkok, Thailand  
T: +66-2170-5900  
info@amada.co.th

AMADA VIETNAM CO., LTD.  
Ha Noi, Vietnam  
T: +84-4-6261-4583  
thuyet@amada.co.jp

AMADA WELD TECH  
INDIA PVT., LTD.  
Bangalore, India  
T: +91-80-4092-1749  
info@amadaweldtech.in

Specifications subject to change without notice. Copyright© 2024 AMADA WELD TECH INC. The material contained herein cannot be reproduced or used in any other way without the express written permission of AMADA WELD TECH INC. All rights reserved.

follow us on:

