

(EZ/SAK)

SINGLE EZ-AIR™ KIT

USER MANUAL



Copyright © 1999 – 2024 AMADA WELD TECH

The engineering designs, drawings and data contained herein are the proprietary work of AMADA WELD TECH and may not be reproduced, copied, exhibited or otherwise used without the written authorization of AMADA WELD TECH.

Printed in the United States of America

Revision Record

Revision	EO	Date	Basis of Revision
A	17926	10/99	Original publication
B	17936	11/99	Production release
C	19146	01/02	Change name of equipment to Miyachi Unitek
D	20505	08/05	Addition of EZ-AIR-DC
E	42860	10/13	Updated to Miyachi America name and logo
F	43207	03/15	Updated technical information. Updated to Amada Miyachi America name and logo
G	43866	08/15	Updated to Amada Miyachi America format
H	44244	05/16	Update contact information
J	45853	04/20	Update Company Name (Amada Weld Tech)
K	46753	10/22	Update EZ-Air images to new design
L	47210	01/24	Update Manual Title

CONTENTS

Chapter 1: Description

Section I: Features	1-1
Features	1-1
Section II. Kit Components	1-2
Reference Publications	1-2
Major Components	1-2
Section III: Sequence of Operation	1-4

Chapter 2: Getting Started

Section I: Planning for Installation	2-1
Space Requirements	2-1
Power Requirements	2-1
Compressed Air Requirements	2-1
Section II: EZ-Air Set-up	2-2
Unpacking	2-2
Installation	2-3
Removing Existing System from Weld Head	2-3
Installing the EZ-Air on a TL-080B or TL-086B Weld Head	2-4
Installing the EZ-Air on a TL-083B or TL-084B Weld Head	2-4
Installing the EZ-Air on an TL-180B Weld Head	2-5
Section III: Pneumatic and Power Connections	2-6
Pneumatic	2-6
Power	2-6

Chapter 3: Operating Instructions

Section I: Operating Precautions	3-1
General Operator Safety	3-1
Section II: Preparing for Operation	3-1
Pre-Operational Checks	3-1
Turning the Equipment On	3-1
Section III: Operation	3-1
Set-Up	3-1

Chapter 4: User Maintenance

Section I: Precautions	4-1
General Operator Safety	4-1
Section II: Operator Maintenance	4-1
Preventive Maintenance	4-1
Corrective Maintenance	4-1
Troubleshooting Table	4-2
Repair	4-2

Appendix A: Technical Specifications	A-1
--	-----

FOREWORD

Thank you for purchasing an AMADA WELD TECH Single EZ-AIR™ Kit.

Upon receipt of your equipment, please thoroughly inspect it for shipping damage prior to its installation. Should there be any damage, please immediately contact the shipping company to file a claim, and notify us at:

AMADA WELD TECH INC.
1820 South Myrtle Avenue
Monrovia, California 91016
Phone: (626) 303-5676
FAX: (626) 358-8048
E-mail: info@amadaweldtech.com

The purpose of this manual is to supply operating and maintenance personnel with the information needed to properly and safely operate and maintain the AMADA WELD TECH Single EZ-Air Kit.

This kit can be added to an existing weld head (typically a Model TL-080B, TL-083B, TL-084B, TL-086B, or TL-180B), and will replace a standard air kit. The installation instructions give procedures for retrofitting a weld head that has a standard air kit installed.

We have made every effort to ensure that the information in this manual is accurate and adequate. Should questions arise, or if you have suggestions for improvement of this manual, please contact us at the above location/numbers. The contents of this manual are subject to change without notice.

AMADA WELD TECH is not responsible for any loss or injury due to improper use of this product.

SAFETY NOTES

This instruction manual describes how to operate, maintain and service the Single EZ-Air Kit, and provides instructions relating to its SAFE use. Separate manuals provide similar information for the Power Supply and the Weld head. Procedures described in these manuals **MUST** be performed, as detailed, by **QUALIFIED** and **TRAINED** personnel.

For **SAFETY**, and to effectively take advantage of the full capabilities of the workstation, please read these instruction manuals before attempting to use the workstation.

Procedures other than those described in these manuals or not performed as prescribed in them, may expose personnel to electrical, burn, or crushing hazards.

After reading these manuals, retain them for future reference when any questions arise regarding the proper and **SAFE** operation of the workstation.

Please note the following conventions used in this manual:

WARNING: Comments marked this way warn the reader of actions which, if not followed, might result in immediate death or serious injury.

CAUTION: Comments marked this way warn the reader of actions which, if not followed, might result in either damage to the equipment, or injury to the individual if subject to long-term exposure to the indicated hazard.

LIMITED WARRANTY

GENERAL TERMS AND CONDITIONS FOR THE SALE OF GOODS

1. Applicability.

(a) These terms and conditions of sale (these “**Terms**”) are the only terms which govern the sale of the goods (“**Goods**”) by Amada Weld Tech Inc. (“**Seller**”) to the buyer identified in the Sales Quotation and/or Acknowledgment (as each defined below) to which these Terms are attached or incorporated by reference (“**Buyer**”). Notwithstanding anything herein to the contrary, if a written contract signed by authorized representatives of both parties is in existence covering the sale of the Goods covered hereby, the terms and conditions of said contract shall prevail to the extent they are inconsistent with these Terms.

(b) The accompanying quotation of sale (the “**Sales Quotation**”) provided to Buyer, and/or sales order acknowledgement (“**Acknowledgement**”) and these Terms (collectively, this “**Agreement**”) comprise the entire agreement between the parties, and supersede all prior or contemporaneous understandings, agreements, negotiations, representations and warranties, and communications, both written and oral. For clarification, after the Acknowledgement is received by Buyer, the order for Goods is binding and cannot be cancelled by Buyer for any reason and the full purchase price amount set forth in the Acknowledgement shall be due and payable by Buyer to Seller pursuant to the payment schedule set forth in the Acknowledgement unless otherwise agreed to in writing by Seller. All terms and conditions contained in any prior or contemporaneous oral or written communication which are different from, or in addition to, the terms and conditions in this Agreement are hereby rejected and shall not be binding on Seller, whether or not they would materially alter this Agreement. These Terms prevail over any of Buyer’s terms and conditions of purchase regardless whether or when Buyer has submitted its purchase order or such terms. Fulfillment of Buyer’s order does not constitute acceptance of any of Buyer’s terms and conditions and does not serve to modify or amend these Terms. Notwithstanding anything herein to the contrary, all orders for Goods must be for a minimum purchase price of \$100 or such orders will be rejected by Seller.

2. Delivery.

(a) The Goods will be delivered within a reasonable time after Seller provides Buyer the Acknowledgment, subject to availability of finished Goods. Seller will endeavor to meet delivery schedules requested by Buyer, but in no event shall Seller incur any liability, consequential or otherwise, for any delays or failure to deliver as a result of ceasing to manufacture any product or any Force Majeure Event. Delivery schedules set forth in the Acknowledgment are Seller’s good faith estimate on the basis of current schedules. In no event shall Seller be liable for special or consequential damages resulting from failure to meet requested delivery schedules.

(b) Unless otherwise agreed in writing by the parties in the Acknowledgment, Seller shall deliver the Goods to Seller’s plant in Monrovia, CA, USA (the “**Shipping Point**”) using Seller’s standard methods for packaging and shipping such Goods. Buyer shall take delivery of the Goods within three (3) days of Seller’s written notice that the Goods have been delivered to the Shipping Point. Buyer shall be responsible for all loading costs (including freight and insurance costs) and provide equipment and labor reasonably suited for receipt of the Goods at the Shipping Point. Seller shall not be liable for any delays, loss or damage in transit.

(c) Seller may, in its sole discretion, without liability or penalty, make partial shipments of Goods to Buyer, if applicable. Each shipment will constitute a separate sale, and Buyer shall pay for the units shipped whether such shipment is in whole or partial fulfillment of Buyer’s purchase order.

(d) If for any reason Buyer fails to accept delivery of any of the Goods on the date fixed pursuant to Seller’s notice that the Goods have been delivered at the Shipping Point, or if Seller is unable to deliver the Goods at the Shipping Point on such date because Buyer has not provided appropriate instructions, documents, licenses or authorizations: (i) risk of loss to the Goods shall pass to Buyer; (ii) the Goods shall be deemed to have been delivered; and (iii) Seller, at its option, may store the Goods until Buyer picks them up, whereupon Buyer shall be liable for all related costs and expenses (including, without limitation, storage and insurance).

3. Non-delivery.

(a) The quantity of any installment of Goods as recorded by Seller on dispatch from Seller’s place of business is conclusive evidence of the quantity received by Buyer on delivery unless Buyer can provide conclusive evidence proving the contrary.

(b) Seller shall not be liable for any non-delivery of Goods (even if caused by Seller’s negligence) unless Buyer gives written notice to Seller of the non-delivery within three (3) days of the date when the Goods would in the ordinary course of events have been received.

(c) Any liability of Seller for non-delivery of the Goods shall be limited to (in Seller’s sole discretion) replacing the Goods within a reasonable time or adjusting the invoice respecting such Goods to reflect the actual quantity delivered.

4. Shipping Terms. Unless indicated otherwise in the Acknowledgment, Delivery shall be made EXW (Incoterms 2010), Shipping Point, including without limitation, freight and insurance costs. If no delivery terms are specified on the Acknowledgment, the method of shipping will be in the sole discretion of Seller. Unless directed in writing otherwise by Buyer, full invoice value will be declared for all shipments.

5. Title and Risk of Loss. Title and risk of loss passes to Buyer upon delivery of the Goods at the Shipping Point. As collateral security for the payment of the purchase price of the Goods, Buyer hereby grants to Seller a lien on and security interest in and to all of the right, title and interest of Buyer in, to and under the Goods, wherever located, and whether now existing or hereafter arising or acquired from time to time, and in all accessions thereto and replacements or modifications thereof, as well as all proceeds (including insurance proceeds) of the foregoing. The security interest granted under this provision constitutes a purchase money security interest under the California Commercial Code.

6. Amendment and Modification. These Terms may only be amended or modified in a writing which specifically states that it amends these Terms and is signed by an authorized representative of each party.

7. Inspection and Rejection of Nonconforming Goods.

(a) Buyer shall inspect the Goods within two (2) days of receipt (“**Inspection Period**”). Buyer will be deemed to have accepted the Goods unless it notifies Seller in writing of any Nonconforming Goods during the Inspection Period and furnishes such written evidence or other documentation as required by Seller. “**Nonconforming Goods**” means only the following: (i) product shipped is different than identified in Buyer’s Acknowledgement; or (ii) product’s label or packaging incorrectly identifies its contents. Notwithstanding the foregoing, for shipped Goods that require field installation, the “re-verification” terms in the Acknowledgement shall apply and for custom installations, the inspection and verification shall take place at Buyer’s site immediately after the installation is completed.

(b) Seller will only accept Nonconforming Goods that are returned under Seller’s Return Material Authorization procedures then in effect (“**RMA**”). Buyer shall obtain a RMA number from Seller prior to returning any Nonconforming Goods and return the Nonconforming Goods prepaid and insured to Seller at 1820 South Myrtle Avenue, Monrovia, CA 91016 or to such other location as designated in writing by Seller for the examination to take place there. If Seller reasonably verifies Buyer’s claim that the Goods are Nonconforming Goods and that the nonconformance did not developed by use from Buyer, Seller shall, in its sole discretion, (i) replace such Nonconforming Goods with conforming Goods, or (ii) credit or refund the Price for such Nonconforming Goods pursuant to the terms set forth herein. Notwithstanding the foregoing, the only remedy for Nonconforming Goods that are custom systems is repair (not refund or replacement). No returns for Nonconforming Goods are allowed after thirty (30) days from the original shipping date.

(c) Buyer acknowledges and agrees that the remedies set forth in Section 7(a) are Buyer’s exclusive remedies for the delivery of Nonconforming Goods. Except as provided under Section 7(a) and Section 14, all sales of Goods to Buyer are made on a one-way basis and Buyer has no right to return Goods purchased under this Agreement to Seller.

8. Price.

(a) Buyer shall purchase the Goods from Seller at the prices (the “**Prices**”) set forth in Seller’s published catalogue literature in force as of the date of the Sales Quotation. However, the Prices shown in such catalogue literature or any other publication are subject to change without notice. Unless specifically stated to the contrary in the Sales Quotation, quoted Prices and discounts are firm for thirty (30) days from the date of the Sales Quotation. Unless otherwise stated, prices are quoted EXW (Incoterms 2010), Shipping Point. Unless otherwise stated in the Acknowledgement, if the Prices should be increased by Seller before delivery of the Goods to a carrier for shipment to Buyer, then these Terms shall be construed as if the increased prices were originally inserted herein, and Buyer shall be billed by Seller on the basis of such increased prices.

(b) All Prices are exclusive of all sales, use and excise taxes, and any other similar taxes, duties and charges of any kind imposed by any governmental authority on any amounts payable by Buyer. Buyer shall be responsible for all such charges, costs and taxes (present or future); provided, that, Buyer shall not be responsible for any taxes imposed on, or with respect to, Seller’s income, revenues, gross receipts, personnel or real or personal property or other assets.

9. Payment Terms.

(a) Unless otherwise provided in the Acknowledgement, if Buyer has approved credit with Seller, Buyer shall pay all invoiced amounts due to Seller within thirty (30) days from the date of Seller’s invoice. If Seller does not have Buyer’s financial information and has not provided pre-approved credit terms for Buyer, the payment must be made in cash with order or C.O.D. in US dollars. If Buyer has approved credit terms, the payment may be made by cash with order, wire transfer of immediately available funds, or check in US dollars. Certain products require a down payment. Any payment terms other than set forth above will be identified in the Acknowledgement. Notwithstanding anything herein to the contrary, all prepaid deposits and down payments are non-refundable. If a deposit is not received when due, Seller reserves the right to postpone manufacturing of Goods until payment is received. Seller will not be responsible for shipment delays due to deposit payment delays.

(b) In Seller’s sole discretion, Seller may access Buyer interest on all late payments at the lesser of the rate of 1.5% per month or the highest rate permissible under applicable law, calculated daily and compounded monthly. Buyer shall reimburse Seller for all costs incurred in collecting any late payments, including, without limitation, attorneys’ fees. In addition to all other remedies available under these Terms or at law (which Seller does not waive by the exercise of any rights hereunder), Seller shall be entitled to suspend the delivery of any Goods if Buyer fails to pay any amounts when due hereunder and such failure continues for ten (10) days following written notice thereof.

(c) Buyer shall not withhold payment of any amounts due and payable by reason of any set-off of any claim or dispute with Seller, whether relating to Seller’s breach, bankruptcy or otherwise.

10. Intellectual Property; Software License.

(a) To the extent that any Goods provided under this Agreement contains software, whether pre-installed, embedded, in read only memory, or found on any other media or other form (“**Software**”), such Software and accompanying documentation are licensed to Buyer, not sold and shall remain the sole and exclusive property of Seller or third party licensors of Seller. Seller grants Buyer a non-exclusive license to use the Software solely as provided in and in connection with the use of the Goods in which such Software is contained and in accordance with any applicable user documentation provided with such Goods and subject to the provisions of this Agreement. Certain of Seller’s Goods may include third party software such as computer operating systems. Licenses to such third party software are subject to the terms and conditions of any applicable third party software license agreements. Unless identified in the Acknowledgement, no license is granted by Seller with respect to such third party software products that may be provided with the Goods (if any). Seller makes no warranties regarding any third party software that may accompany the Goods or otherwise and such software is explicitly included in the definition of Third Party Products below.

(b) Buyer shall not copy, modify, or disassemble, or permit others to copy, modify, or disassemble, the Software, nor may Buyer modify, adapt, translate, reverse assemble, decompile, or otherwise attempt to derive source code from the Software. Buyer shall not transfer possession of the Software except as part of, or with, the Goods, and each such transfer shall be subject to the restrictions contained herein. Buyer may not sublicense, rent, loan, assign or otherwise transfer the Software or documentation, and Buyer shall retain on all copies of the Software and documentation all copyright and other proprietary notices or legends appearing therein or thereon. Seller may terminate this license upon written notice for any violation of any of the terms of this license or any material breach of any provision of this Agreement. Buyer shall immediately discontinue use of the Software upon any termination of this license or Agreement. This license shall terminate upon any termination of the Agreement.

SINGLE EZ-AIR KIT

(c) All patents, trademarks, copyrights or other intellectual property rights embodied in the Goods, including without limitation the Software, are owned by Seller and its licensors. Seller and its licensors retain all right, title and interest in such intellectual property rights. Except as expressly set forth herein, no license rights or ownership in or to any of the foregoing is granted or transferred hereunder, either directly or by implication. ALL RIGHTS RESERVED.

(d) If Buyer is the United States Government or any agency thereof, each of the components of the Software and user documentation are a “commercial item,” and “computer software” as those terms are defined at 48 C.F.R. 2.101, consisting of “commercial computer software” and “commercial computer software documentation,” as such terms are used in 48 C.F.R. 12.212. Consistent with 48 C.F.R. 12.212 and 48 C.F.R. 227.7202-1 through 227.7202-4, all United States government Buyers acquire only those rights in the Software and user documentation that are specified in this Agreement.

11. Installation and Other Services. Seller shall provide installation services (“**Installation Services**”) to Buyer if set forth in the Acknowledgment. If Installation Services are provided for in the Acknowledgment, Buyer will prepare the location for the installation consistent with Buyer’s written specifications and Buyer will install necessary system cable and assemble any necessary equipment or hardware not provided by Seller, unless agreed otherwise in writing by the parties. For Goods that will be operated on or in connection with Buyer supplied hardware or software, Buyer is responsible for ensuring that its hardware and software conform with Seller minimum hardware and software requirements as made available to Buyer. Seller shall provide other field services, such as maintenance visits and field repairs (the “**Other Services**” and together with the Installation Services, the “**Services**”) if set forth in the Acknowledgment.

12. Limited Warranty.

(a) Subject to the exceptions and upon the conditions set forth herein, Seller warrants to Buyer that for a period of one (1) year from the date of shipment (“**Warranty Period**”), that such Goods will be free from material defects in material and workmanship.

(b) Notwithstanding the foregoing and anything herein to the contrary, the warranty set forth in this Section 12 shall be superseded and replaced in its entirety with the warranty set forth on **Exhibit A** hereto if the Goods being purchased are specialty products, which include, without limitation, laser products, fiber markers, custom systems, workstations, Seller-installed products, non-catalogue products and other custom-made items (each a “**Specialty Product**”).

(c) **EXCEPT FOR THE WARRANTY SET FORTH IN SECTION 12(A), SELLER MAKES NO WARRANTY WHATSOEVER WITH RESPECT TO THE GOODS (INCLUDING ANY SOFTWARE) OR SERVICES, INCLUDING ANY (a) WARRANTY OF MERCHANTABILITY; (b) WARRANTY OF FITNESS FOR A PARTICULAR PURPOSE; (c) WARRANTY OF TITLE; OR (d) WARRANTY AGAINST INFRINGEMENT OF INTELLECTUAL PROPERTY RIGHTS OF A THIRD PARTY; WHETHER EXPRESS OR IMPLIED BY LAW, COURSE OF DEALING, COURSE OF PERFORMANCE, USAGE OF TRADE OR OTHERWISE.**

(d) Products manufactured by a third party and third party software (“**Third Party Product**”) may constitute, contain, be contained in, incorporated into, attached to or packaged together with, the Goods. Third Party Products are not covered by the warranty in Section 12(a). For the avoidance of doubt, **SELLER MAKES NO REPRESENTATIONS OR WARRANTIES WITH RESPECT TO ANY THIRD PARTY PRODUCT, INCLUDING ANY (a) WARRANTY OF MERCHANTABILITY; (b) WARRANTY OF FITNESS FOR A PARTICULAR PURPOSE; (c) WARRANTY OF TITLE; OR (d) WARRANTY AGAINST INFRINGEMENT OF INTELLECTUAL PROPERTY RIGHTS OF A THIRD PARTY; WHETHER EXPRESS OR IMPLIED BY LAW, COURSE OF DEALING, COURSE OF PERFORMANCE, USAGE OF TRADE OR OTHERWISE.** Notwithstanding the foregoing, in the event of the failure of any Third Party Product, Seller will assist (within reason) Buyer (at Buyer’s sole expense) in obtaining, from the respective third party, any (if any) adjustment that is available under such third party’s warranty.

(e) Seller shall not be liable for a breach of the warranty set forth in Section 12(a) unless: (i) Buyer gives written notice of the defect, reasonably described, to Seller within five (5) days of the time when Buyer discovers or ought to have discovered the defect and such notice is received by Seller during the Warranty Period; (ii) Seller is given a reasonable opportunity after receiving the notice to examine such Goods; (iii) Buyer (if requested to do so by Seller) returns such Goods (prepaid and insured to Seller at 1820 South Myrtle Avenue, Monrovia, CA 91016 or to such other location as designated in writing by Seller) to Seller pursuant to Seller’s RMA procedures and Buyer obtains a RMA number from Seller prior to returning such Goods for the examination to take place; and (iii) Seller reasonably verifies Buyer’s claim that the Goods are defective and that the defect developed under normal and proper use.

(f) Seller shall not be liable for a breach of the warranty set forth in Section 12(a) if: (i) Buyer makes any further use of such Goods after giving such notice; (ii) the defect arises because Buyer failed to follow Seller’s oral or written instructions as to the storage, installation, commissioning, use or maintenance of the Goods; (iii) Buyer alters or repairs such Goods without the prior written consent of Seller; or (iv) repairs or modifications are made by persons other than Seller’s own service personnel, or an authorized representative’s personnel, unless such repairs are made with the written consent of Seller in accordance with procedures outlined by Seller.

(g) All expendables such as electrodes are warranted only for defect in material and workmanship which are apparent upon receipt by Buyer. The foregoing warranty is negated after the initial use.

(h) Subject to Section 12(e) and Section 12(f) above, with respect to any such Goods during the Warranty Period, Seller shall, in its sole discretion, either: (i) repair or replace such Goods (or the defective part) or (ii) credit or refund the price of such Goods at the pro rata contract rate, provided that, if Seller so requests, Buyer shall, at Buyer’s expense, return such Goods to Seller.

(i) **THE REMEDIES SET FORTH IN SECTION 12(H) SHALL BE BUYER’S SOLE AND EXCLUSIVE REMEDY AND SELLER’S ENTIRE LIABILITY FOR ANY BREACH OF THE LIMITED WARRANTY SET FORTH IN SECTION 12(A).** Representations and warranties made by any person, including representatives of Seller, which are inconsistent or in conflict with the terms of this warranty, as set forth above, shall not be binding upon Seller.

13. Limitation of Liability.

(a) **IN NO EVENT SHALL SELLER BE LIABLE FOR ANY CONSEQUENTIAL, INDIRECT, INCIDENTAL, SPECIAL, EXEMPLARY, OR PUNITIVE DAMAGES, LOST PROFITS OR REVENUES OR DIMINUTION IN VALUE, LOSS OF INFORMATION OR DATA, OR PERSONAL INJURY OR DEATH ARISING IN ANY WAY OUT OF THE MANUFACTURE, SALE, USE, OR INABILITY TO USE ANY GOODS, SOFTWARE OR SERVICE, OR ARISING OUT OF OR RELATING TO ANY BREACH OF THESE TERMS, WHETHER OR NOT THE POSSIBILITY OF SUCH DAMAGES HAS BEEN DISCLOSED IN ADVANCE BY BUYER OR COULD HAVE BEEN REASONABLY FORESEEN BY BUYER, REGARDLESS OF THE LEGAL OR EQUITABLE THEORY (CONTRACT, TORT OR OTHERWISE) UPON WHICH THE CLAIM IS BASED, AND NOTWITHSTANDING THE FAILURE OF ANY AGREED OR OTHER REMEDY OF ITS ESSENTIAL PURPOSE.**

(b) **IN NO EVENT SHALL SELLER’S AGGREGATE LIABILITY ARISING OUT OF OR RELATED TO THIS AGREEMENT, WHETHER ARISING OUT OF OR RELATED TO BREACH OF CONTRACT, TORT (INCLUDING NEGLIGENCE) OR OTHERWISE, EXCEED THE TOTAL OF THE AMOUNTS PAID TO SELLER FOR THE GOODS SOLD HEREUNDER.**

(c) ALL WARRANTIES SET FORTH HEREIN, DIRECT OR IMPLIED, ARE VOIDED IF THE INITIAL INSTALLATION AND START-UP OF THE SUBJECT GOOD IS NOT SUPERVISED BY AN AUTHORIZED REPRESENTATIVE OF SELLER. AFTER INSTALLATION, ANY RE-ALIGNMENT, RE-CLEANING, OR RE-CALIBRATION, PROVIDED THEY ARE NOT RELATED TO A PROVEN DEFECT IN MATERIALS OR WORKMANSHIP, SHALL BE PERFORMED BY AN AUTHORIZED REPRESENTATIVE OF SELLER AT THE CURRENT SERVICE RATES.

(d) WHERE GOODS ARE SUBJECT TO A MOVE TO ANOTHER LOCATION AFTER THE ORIGINAL INSTALLATION HAS BEEN MADE, THE WARRANTY MAY BE MAINTAINED ONLY IF SUPERVISED BY AN AUTHORIZED REPRESENTATIVE OF SELLER. SELLER, FOR A SERVICE CHARGE, WILL ARRANGE FOR AND SUPERVISE THE DISCONNECTION, TRANSPORTATION, REINSTALLATION AND START-UP OF THE EQUIPMENT. CLAIMS FOR DAMAGE IN SHIPMENT ARE THE RESPONSIBILITY OF BUYER AND SHALL BE FILED PROMPTLY WITH THE TRANSPORTATION COMPANY.

14. Return Goods Policy. Seller's products may be returned to Seller for credit within sixty (60) days of shipment subject to the following conditions.

(a) In order to return products for credit, Buyer must obtain a RMA number from Seller. Upon receipt, it must be executed by an authorized person and then returned with the Goods. Goods returned to Seller without a RMA will be returned at Buyer's expense.

(b) Goods are to be returned to Seller at 1820 South Myrtle Avenue, Monrovia, CA 91016 with Freight Prepaid. Seller will not accept collect shipments.

(c) Restocking fees will be assessed in accordance with the following schedules: (i) Goods returned within the first thirty (30) days from shipment date will be restocked less twenty percent (20%) of the amount billed on the original invoice. (ii) Goods returned over thirty (30) days of shipment but less than sixty (60) days will be restocked less thirty percent (30%) of the amount billed on the original invoice. (iii) No returns are allowed after sixty (60) days from the original shipping date.

(d) The restocking fees set forth above are the minimum fees. If a returned Good requires rework to restore it to a saleable condition, further charges will be assessed. Seller's quality assurance department will document the condition of the Goods when received by Seller and report their findings to Buyer.

(e) **Notwithstanding the foregoing provisions of this Section 14, the following Goods cannot be returned, are not eligible for any credit and cannot be restocked: (i) custom or modified products and (ii) any expendable product(s) that have been used.**

15. Compliance with Law and Indemnification. Buyer shall comply with all applicable laws, regulations and ordinances. Buyer shall maintain in effect all the licenses, permissions, authorizations, consents and permits that it needs to carry out its obligations under this Agreement. Buyer shall comply with all export and import laws of all countries involved in the sale of the Goods under this Agreement or any resale of the Goods by Buyer. Goods, Services and technical data delivered by Seller shall be subject to U.S. export controls. Buyer shall, and shall cause its customers to, obtain all licenses, permits and approvals required by any government and shall comply with all applicable laws, rules, policies and procedures of the applicable government and other competent authorities. Buyer will indemnify and hold Seller harmless for any violation or alleged violation by Buyer of such laws, rules, policies or procedures. Buyer shall not transmit, export or re-export, directly or indirectly, separately or as part of any system, the Goods or any technical data (including processes and Services) received from Seller, without first obtaining any license required by the applicable government, including without limitation, the U.S. government. Buyer also certifies that none of the Goods or technical data supplied by Seller under this Agreement will be sold or otherwise transferred to, or made available for use by or for, any entity that is engaged in the design, development, production or use of nuclear, biological or chemical weapons or missile technology. No Buyer information will be deemed "technical data" unless Buyer specifically identifies it to Seller as such. Buyer assumes all responsibility for shipments of Goods requiring any government import clearance. Seller may terminate this Agreement if any governmental authority imposes antidumping or countervailing duties or any other penalties on Goods. For all international shipments, Seller requires that all required Export Control documentations, including Form BIS-711 Statement by Ultimate Consignee and Purchases, are submitted by Buyer along with the purchase order. Seller reserves the right to postpone shipment until all documentations are completed and submitted to Seller. Seller will not be responsible for shipment delays due to non-compliance by Buyer of the foregoing two sentences.

16. Termination. In addition to any remedies that may be provided under these Terms, Seller may terminate this Agreement with immediate effect upon written notice to Buyer, if Buyer: (i) fails to pay any amount when due under this Agreement and such failure continues for ten (10) days after Buyer's receipt of written notice of nonpayment; (ii) has not otherwise performed or complied with any of these Terms, in whole or in part; or (iii) becomes insolvent, files a petition for bankruptcy or commences or has commenced against it proceedings relating to bankruptcy, receivership, reorganization or assignment for the benefit of creditors.

17. Waiver. No waiver by Seller of any of the provisions of this Agreement is effective unless explicitly set forth in writing and signed by Seller. No failure to exercise, or delay in exercising, any rights, remedy, power or privilege arising from this Agreement operates or may be construed as a waiver thereof. No single or partial exercise of any right, remedy, power or privilege hereunder precludes any other or further exercise thereof or the exercise of any other right, remedy, power or privilege.

18. Confidential Information. All non-public, confidential or proprietary information of Seller, including, but not limited to, specifications, samples, patterns, designs, plans, drawings, documents, data, business operations, customer lists, pricing, discounts or rebates, disclosed by Seller to Buyer, whether disclosed orally or disclosed or accessed in written, electronic or other form or media, and whether or not marked, designated or otherwise identified as "confidential," in connection with this Agreement is confidential, solely for the use of performing this Agreement and may not be disclosed or copied unless authorized in advance by Seller in writing. Upon Seller's request, Buyer shall promptly return all documents and other materials received from Seller. Seller shall be entitled to injunctive relief for any violation of this Section 18. This Section 18 does not apply to information that is: (a) in the public domain through no fault of Buyer; (b) known to Buyer at the time of disclosure without restriction as evidenced by its records; or (c) rightfully obtained by Buyer on a non-confidential basis from a third party.

19. Force Majeure. Seller shall not be liable or responsible to Buyer, nor be deemed to have defaulted or breached this Agreement, for any failure or delay in fulfilling or performing any term of this Agreement when and to the extent such failure or delay is caused by or results from acts or circumstances beyond the reasonable control of Seller including, without limitation, acts of God, flood, fire, earthquake, explosion, governmental actions, war, invasion or hostilities (whether war is declared or not), terrorist threats or acts, riot, or other civil unrest, national emergency, revolution, insurrection, epidemic, lock-outs, strikes or other labor disputes (whether or not relating to either party's workforce), or restraints or delays affecting carriers or inability or delay in obtaining supplies of adequate or suitable materials, materials or telecommunication breakdown or power outage (each a "Force Majeure Event"), provided that, if the event

SINGLE EZ-AIR KIT

in question continues for a continuous period in excess of thirty (30) days, Buyer shall be entitled to give notice in writing to Seller to terminate this Agreement.

20. Assignment. Buyer shall not assign any of its rights or delegate any of its obligations under this Agreement without the prior written consent of Seller. Any purported assignment or delegation in violation of this Section 20 is null and void. No assignment or delegation relieves Buyer of any of its obligations under this Agreement.

21. Relationship of the Parties. The relationship between the parties is that of independent contractors. Nothing contained in this Agreement shall be construed as creating any agency, partnership, joint venture or other form of joint enterprise, employment or fiduciary relationship between the parties, and neither party shall have authority to contract for or bind the other party in any manner whatsoever.

22. No Third-Party Beneficiaries. This Agreement is for the sole benefit of the parties hereto and their respective successors and permitted assigns and nothing herein, express or implied, is intended to or shall confer upon any other person or entity any legal or equitable right, benefit or remedy of any nature whatsoever under or by reason of these Terms.

23. Governing Law. All matters arising out of or relating to this Agreement is governed by and construed in accordance with the internal laws of the State of California without giving effect to any choice or conflict of law provision or rule (whether of the State of California or any other jurisdiction) that would cause the application of the laws of any jurisdiction other than those of the State of California.

24. Dispute Resolution.

(a) If Buyer is an entity formed under the laws of the United States of America, or any of its states, districts or territories (“**U.S. Law**”), then any dispute, legal suit, action or proceeding arising out of or relating to this Agreement shall be adjudicated and decided in the federal courts of the United States of America or the courts of the State of California in each case located in the City of Los Angeles and County of Los Angeles, California and each party irrevocably submits to the exclusive and personal jurisdiction of such courts in any such dispute, suit, action or proceeding.

(b) If Buyer is an entity formed under the laws of any country, state, district or territory other than U.S. Law, then the parties irrevocably agree that any dispute, legal suit, action or proceeding arising out of or relating to this Agreement shall be submitted to the International Court of Arbitration of the International Chamber of Commerce (“**ICC**”) and shall be finally settled under the Rules of Arbitration of the ICC. The place and location of the arbitration shall be in Los Angeles, California, pursuant to the ICC’s Rules of Arbitration and shall be finally settled in accordance with said rules. The arbitration shall be conducted before a panel of three arbitrators. Each party shall select one arbitrator and the two arbitrators so selected shall select the third arbitrator, who shall act as presiding arbitrator. Notwithstanding the foregoing, if the matter under dispute is \$500,000 or less, there shall only be one arbitrator who shall be mutually selected by both parties. If the party-selected arbitrators are unable to agree upon the third arbitrator, if either party fails to select an arbitrator, or in the case that only one arbitrator is required and the parties are unable to agree, then the International Court of Arbitration shall choose the arbitrator. The language to be used in the arbitral proceeding shall be English. The arbitrator(s) shall have no authority to issue an award that is contrary to the express terms of this Agreement or the laws of the State of California or applicable US Federal Law, and the award may be vacated or corrected on appeal to a court of competent jurisdiction for any such error. The arbitrator(s) shall be specifically empowered to allocate between the parties the costs of arbitration, as well as reasonable attorneys’ fees and costs, in such equitable manner as the arbitrator(s) may determine. The arbitrator(s) shall have the authority to determine issues of arbitrability and to award compensatory damages, but they shall not have authority to award punitive or exemplary damages. Judgment upon the award so rendered may be entered in any court having jurisdiction or application may be made to such court for judicial acceptance of any award and an order of enforcement, as the case may be. In no event shall a demand for arbitration be made after the date when institution of a legal or equitable proceeding based upon such claim, dispute or other matter in question would be barred by the applicable statute of limitations. Notwithstanding the foregoing, either party shall have the right, without waiving any right or remedy available to such party under this Agreement or otherwise, to seek and obtain from any court of competent jurisdiction any interim or provisional relief that is necessary or desirable to protect the rights or property of such party, pending the selection of the arbitrator(s) hereunder or pending the arbitrator(s)’ determination of any dispute, controversy or claim hereunder.

25. Notices. All notices, request, consents, claims, demands, waivers and other communications hereunder (each, a “**Notice**”) shall be in writing and addressed to the parties at the addresses set forth on the face of the Acknowledgement or to such other address that may be designated by the receiving party in writing. All Notices shall be delivered by personal delivery, nationally recognized overnight courier (with all fees pre-paid), facsimile (with confirmation of transmission) or certified or registered mail (in each case, return receipt requested, postage prepaid). Except as otherwise provided in this Agreement, a Notice is effective only (a) upon receipt of the receiving party, upon confirmation of delivery by nationally recognized overnight courier or upon forty-eight (48) hours after being sent by certified or registered mail (as applicable), and (b) if the party giving the Notice has complied with the requirements of this Section 25.

26. Severability. If any term or provision of this Agreement is invalid, illegal or unenforceable in any jurisdiction, such invalidity, illegality or unenforceability shall not affect any other term or provision of this Agreement or invalidate or render unenforceable such term or provision in any other jurisdiction.

27. Survival. Provisions of these Terms which by their nature should apply beyond their terms will remain in force after any termination or expiration of this Order including, but not limited to, the following provisions: Compliance with Laws, Confidentiality, Governing Law, Dispute Resolution, Survival, and the restrictions on Software in Sections 10(b), (c) and (d).

CHAPTER 1

DESCRIPTION

Section I: Features

Features

The Single EZ-Air Kit, herein called EZ-Air, is an accessory for weld heads that pneumatically controls the actuation of the electrodes and maintains the preset firing force. At a predetermined firing force the EZ-Air closes the inlet and outlet valves to the weld head actuation cylinder and eliminates over-force. EZ-Air operates from power supply-generated power and has the following features:

- Is compactly packaged and can be retrofitted to AMADA WELD TECH Models TL-080B, TL-083B, TL-084B, TL-086B, or TL-180B weld heads without removal of the weld head covers
- Powered from the power supply: 24 VAC/DC output; no separate control box required
- Contains EZ-CLEAN Valve which eliminates the need to re-adjust force after cleaning and dressing electrodes
- Contains operator-visible firing indicator lights
- Permits easy set-up of multiple weld heads to fire at the same force
- Contains a built-in down speed limiter to eliminate weld over-force and limit excessive impact force
- One knob force setting (per electrode), which requires no resetting, simplifies set-up and setting maintenance, with the following effects:
 - Process stability reduces process maintenance and training for users
 - Delivers accurate and repeatable force set-up with reduced process variation
 - Produces higher yields with reduced scrap from process variation due to incorrect force set-up

Section II: Kit Components

Reference Publications

Related manuals, which you will need, include the manuals that are provided with your weld head and your power supply. If you need additional copies of any of these manuals, they can be procured from AMADA WELD TECH.

Major Components

Figure 1-1 shows the major components of the unit. Normally, these will be the only components associated with installation and operation. The function of each item is described below.

Firing Indicator – A green indicator that lights when the firing switch closes and stays lit until the end of the weld cycle. Thus, if a malfunction occurs, the operator can determine whether or not a firing signal is present.

Air Cylinder Down Supply – Male elbow fitting, 1/4 inch OD tube to 1/8 inch male NPT brass. Connects controlled compressed air to weld head air cylinder top port.

Air Cylinder Up Supply – Male elbow fitting, 1/4 inch OD tube to 1/8 inch male NPT brass. Connects controlled compressed air to weld head air cylinder bottom port.

Down Speed Control Valve Adjustment – Operator adjustment that allows setting of the downspeed of the electrodes to reduce part impact pressure. Adjustable with screwdriver.

Force Met Signal In / Force Met Signal Out Connectors – The Force Met Signal Out connector comes from the Weld Head and is connected to the Force Met Signal In Connector on the EZ-Air.

EZ-Clean Valve – Allows bleeding of input air supply to permit dressing of electrodes.

Shop Air Supply Input Fitting – 1/8 inch FNPT (Female NPT) fitting for connecting shop compressed air to EZ-Air. Shop air supply must be 85 – 140 psi (586 – 965 kPa).

Fixed Air Regulator – Controls pressure of air from shop air source into EZ-Air. Regulator is factory set for 78 psi (538 kPa) and does not require any user adjustment.

24 Volt Power Source Connector* – Connects the 24 volt solenoid drive power from the power supply to the EZ-Air.

Fire Signal Cable (to Power Supply)* – Connects to Firing Signal Power Supply.

***Plug-n-Play Cable (not shown)** – If the Plug-n-Play option is selected, the “24 Volt Power Source Connector” and “Fire Signal Cable” are combined into a single cable with an 8-pin connector. This 8-pin connector interfaces with the HF25 and CD-A Power Supplies.

Major Components (continued)

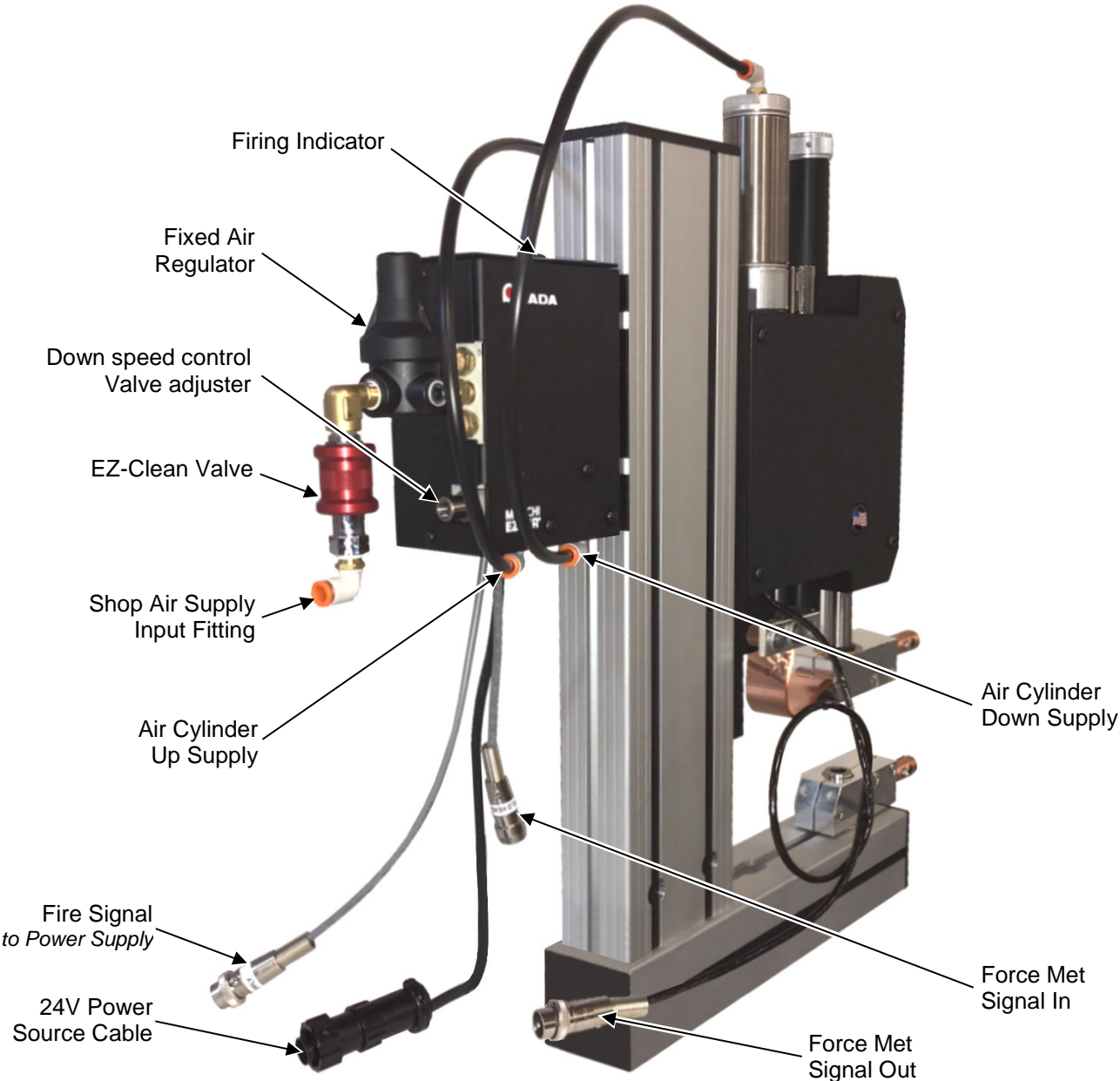


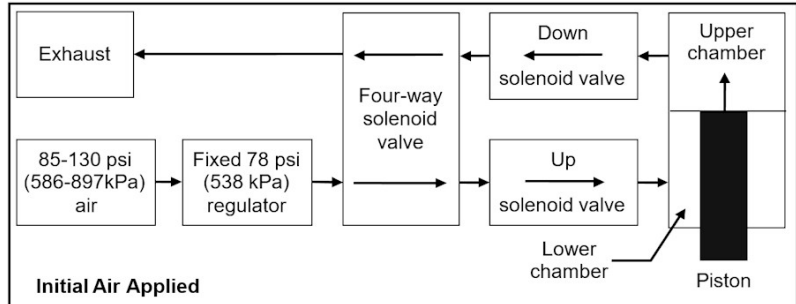
Figure 1-1 - Single EZ-Air Components (shown with typical Weld Head)

SINGLE EZ-AIR KIT

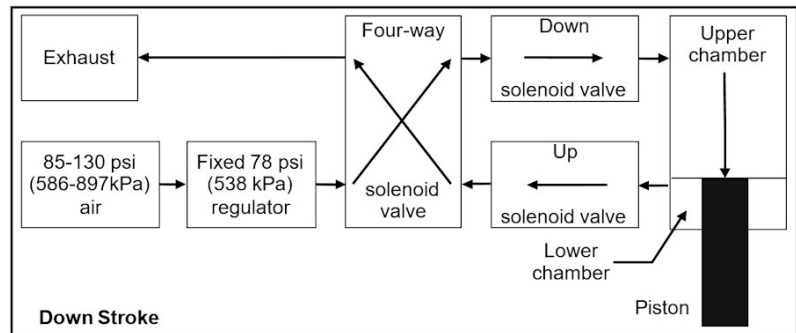
Section III: Sequence of Operation

EZ-Air uses a single four-way solenoid valve to direct air between the down solenoid valve and the up solenoid valve. The following steps describe the sequence of operation of the EZ-Air kit.

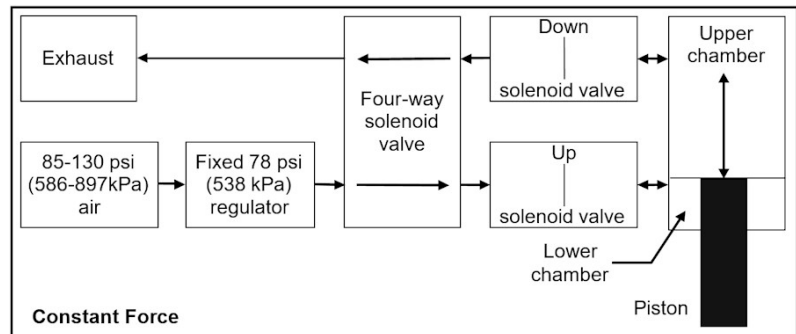
Initial Air Applied. Upon initial application of air (whether or not power is applied), air pressure is applied through the four-way solenoid valve and the up solenoid valve to the lower chamber of the cylinder, driving the piston up. Air is exhausted through the four-way solenoid valve.



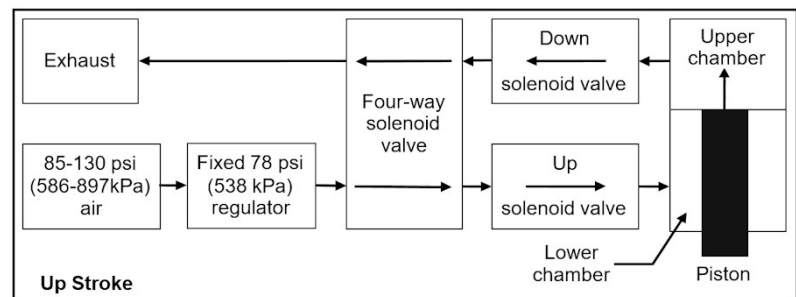
Down Stroke. During the electrode down stroke, air pressure is directed to the upper chamber of the cylinder, forcing the piston down. Waste air exhausts from the lower chamber through the down solenoid valve and the four-way solenoid valve.



Constant Force. When the electrode reaches weld force, the up and down solenoid valves close and air is trapped in both the upper and lower chambers of the cylinder. Weld force remains constant as the air cylinder piston cannot move. The four-way solenoid valve also switches to its off position, reversing the air connections to the up and down solenoid valves.



Up Stroke. At the completion of the weld, the up and down solenoid valves open. This causes the application of air pressure to the lower chamber of the cylinder, returning the piston to its up position.



CHAPTER 2

GETTING STARTED

Section I: Planning for Installation

EZ-Air is about the same size as the standard air system and uses power from the weld head power supply. Therefore, there should be no space or power problems in installing the EZ-Air onto an existing weld head.

Space Requirements

An outline drawing of the EZ-Air is included in Appendix A. The specific dimensions are:

Width:	2.77 in. (70.4 mm)
Depth	7.80 in. (198.1 mm)
Height	6.08 in. (154.4 mm)
Weight	2.5 lb. (1.1 kg)

Power Requirements

Power is derived directly from the power supply; no special considerations are required. The EZ-Air requires the following power:

EZ-AIR: 24 V AC/DC – 5% / +10% power, 1/2 A

Compressed Air Requirements

The EZ-Air has a 1/8 inch FNPT (Female NPT) fitting for connection to a shop air source of 85 – 130 psi (586 – 897 kPa). It is recommended that an auto drain air filter with a 5-micron element (AMADA WELD TECH Part Number 10-373-01, catalog number ADAF) be placed in the air line.

CAUTION: A shop air compressor that uses synthetic oil may damage the EZ-Air. Use of a shop compressor that uses Petroleum-based oil only is recommended.

Section II: EZ-Air Set-up

Unpacking

Unpack the EZ-Air from its shipping box and verify that all parts are present. The table below lists the components of the ship kit, AMADA WELD TECH Part Number 4-81108-01, which contains parts needed to install the EZ-Air.

NOTE: Carefully place the packing materials back in the packing boxes and store for future shipping.

Item	Use	AMADA WELD TECH P/N	Qty
Plastic tubing	Make pneumatic connections	050-138	9 ft
Elbow fitting	Replace existing fitting on weld head	325-200	2
Fitting	Adapter for shop-air input	325-185	1
Wrench	Install EZ-Air	4-35442-01	1
Bolt, hex head	Mount EZ-Air on TL-180B weld head	160-063	2
T-Nut	Mount EZ-Air on TL-180B weld head	465-231	2
Flange screw	Mount EZ-Air on TL-080B weld head	160-060	2
Cap screw	Mount EZ-Air on TL-084B weld head	160-061	2
Washer, flat	Mount EZ-Air	755-025	2
USB Drive	USB Drive with all AWTA Weld Heads	4-41579-01	1

Installation

Installation consists of physically mounting the EZ-Air on the weld head, connecting the power and signal cables, and connecting the pneumatic tubing. If the EZ-Air is a retrofit, the original air system must first be removed and the new kit installed.

Removing Existing Air System from Weld head

1. Turn off shop air and remove connection to existing kit.
2. Remove the existing tubes to the top and bottom of the cylinder.
3. Note which way each of the two valve assemblies are facing. Remove the existing valve assemblies from the top and bottom of the air cylinder. Clean any pipe joint sealant from cylinders (figure 2-1).
4. Disconnect the weld head firing switch cable and the air kit cable from the power supply.

NOTE: If weld head cylinder has exceeded 10 million cycles, we recommend replacing it at this time. See your weld head manual for instructions.

5. From the packing box, remove the EZ-Air and shipping kit (which contains the mounting hardware). **NOTE:** Only one set of mounting hardware will apply to each application; the remaining parts are extra. See table 2-1 for appropriate parts.
6. See the following paragraphs for the appropriate steps to physically replace the existing air kit with the new EZ-Air.

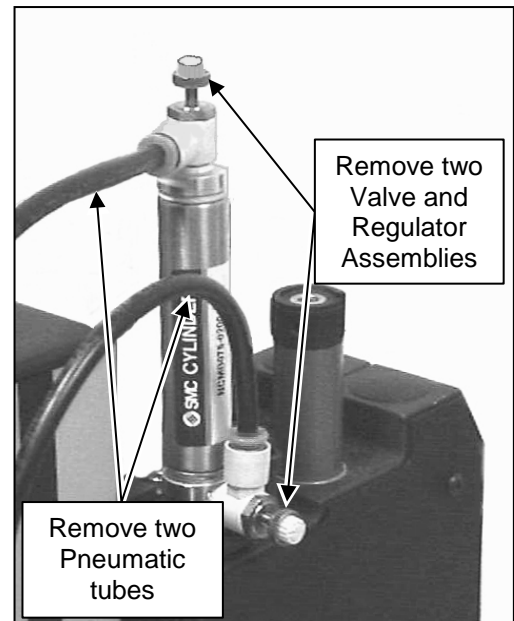


Figure 2-1 Removing Existing Air System Pneumatics

Installing EZ-Air on a TL-080B or TL-086B Weld Head

- 1 Remove the two mounting bolt that secure the existing air kit and remove the air kit.
- 2 Loosely install two new hex head flange screws from the ship kit.
3. Slide the EZ-Air onto the two screws (figure 2-2) and tighten the screws with the open-end wrench from the ship kit.

CAUTION: Be sure no part of the EZ-Air touches the copper power bars; any contact will cause shorting of the weld current




Figure 2-2. Installing EZ-Air directly on the TL-080B or TL-086B

Installing EZ-Air on a TL-083B or TL-084B Weld Head

CAUTION: In the case of the TL-084B weld head, the air kit mounting screws **also** secures the weld head. Be sure to secure the weld head from falling before removing the air kit mounting screws.

- 1 After securing the weld head, remove the two mounting bolts that secure the existing air kit and weld head to the vertical support. Remove the air kit.
- 2 Loosely install two new hex head cap screws, from the ship kit, through the vertical support into the weld head.
- 3 Slide the EZ-Air onto the two screws and tighten the screws with the end wrench from the ship kit.

CAUTION: Be sure no part of the EZ-Air touches the copper power bars; any contact will cause shorting of the weld current.

Installing the EZ-Air on the TL-180B Weld Head

- 1 From the weld head vertical support, remove the plastic end cap.
- 2 Loosen the two screws that secure the air kit and slide the air kit, screws, and T-nuts upward out of the top of the vertical support.
- 3 Loosely install two new flanged hex head bolts, from the ship kit, into the two T-nuts, also supplied in the ship kit. Slide the two assemblies into the vertical support slot and replace the end cap.



CAUTION

Be sure no part of the EZ-Air touches the copper power bars; any contact will cause shorting of the weld current.

- 4 Slide the EZ-Air onto the two screws and adjust it so that its top is approximately at the same height as the air cylinder. Tighten the screws with the end wrench from the ship kit.

Section III: Pneumatic and Power Connections

Pneumatic

- 1 From the packing kit locate two new elbow joints (without valves) and install the joints into the two valve ports of the cylinder. The elbow fittings should face in the general direction that the earlier valve assemblies faced. That is, the lower one faces upwards, and the upper one faces slightly outward of the rear of the weld head.

NOTE: The cuts to be made in step 2 must be smooth and square. We recommend using an SMC TKA-1 tube cutter. Do not use pliers, wire nippers or scissors.

- 2 From the packing kit, locate the pneumatic tubing for connections between the EZ-Air and the up and down ports of the cylinder. Cut two pieces from the tubing 9 inches long. The remaining tubing can be used for the shop-air connection (step 4).
- 3 Using the included push-in fittings, connect the pneumatic tubing. **NOTE:** Be sure the tubing is pushed in all of the way to prevent leakage, leading to imperfect welds. As shown in figure 1-1, the connections are intuitive. That is, the upper valve goes to the cylinder's upper port (Air Cylinder Up Supply); the lower valve to the lower port (Air Cylinder Down Supply).
- 4 Connect the shop air to the EZ-Air shop air supply input fitting.

Power

- 1 Connect the valve driver cable connector to the 24 volt connector on the rear of the power supply.
- 2 **24VAC/DC EZ-AIR:**
 - a. Connect the valve driver cable connector to the 24 volt connector on the rear of the power supply.
 - b. Connect the signal cable connector to the firing switch connector on the power supply.
- 3 **24VDC EZ-AIR-DC:**
 - a. Connect weld head driver cable to connector labeled WELD HEAD on the power supply.
 - b. Connect voltage sense cable between EZ-AIR-DC and electrodes, if desired.

CHAPTER 3

OPERATING INSTRUCTIONS

Section I: Operating Precautions

General Operator Safety

WARNINGS

Always wear safety goggles any time you are operating a weld head.

Never wear loose clothing or jewelry when operating the weld head. It could be caught in the mechanism.

Before operating a weld head, read the manuals on the power supply and the weld head. Particularly note the specific hazards associated with those components.

Section II: Preparing for Operation

Pre-Operational Checks

Before operating the equipment, verify that the power and compressed air connections are made to the EZ-Air as described in Chapter 2, Section III. Verify that all pneumatic connections are secure and that there are no air leaks.

Verify that the (red) EZ-Clean valve (figure 1-1) is slid fully down (non-purge position).

Verify that the weld head and power supply are properly connected.

Turning the Equipment On

To apply power to the unit, follow the directions in the respective power supply User's Manual.

Section III: Operation

Set-Up

CAUTION: Adjustment of the EZ-Air should only be done by an experienced and trained individual.

- 1 Refer to the appropriate weld head user's manual for spring-force set-up. Disregard air adjustments.
- 2 Set the down speed control valve adjuster (figure 1-1) to provide an acceptable welding speed.

NOTE: Once set-up is completed, there are no separate steps required during weld head operation except that the EZ-Clean valve (figure 1-1) can be actuated to purge the air during electrode dressing. To do so, push the EZ-Clean (red) slide valve up. To restore pressure, slide the valve down.

CHAPTER 4

USER MAINTENANCE

Section I: Precautions

General Operator Safety

WARNINGS

Always wear safety goggles any time you are operating a weld head.

Never wear loose clothing or jewelry when operating the weld head. It could be caught in the mechanism.

Before operating a weld head, read the manuals on the power supply and the weld head. Particularly note the specific hazards associated with those components.

Section II: Operator Maintenance

Preventive Maintenance

The only preventive maintenance required for the EZ-Air is occasional lubrication of the EZ-Clean valve, whenever necessary. The valve should only be lubricated with a petroleum or lithium based grease.

CAUTION: Do not use synthetic oil. It will damage the EZ-Air.

Corrective Maintenance

The only recommended user corrective maintenance is clearing foreign matter that might jam a valve open. If the weld head fails to move up or down, refer to table 4-1 and perform the actions prescribed.

CHAPTER 4: USER MAINTENANCE

Troubleshooting Table

NOTE: Table presumes all power and pneumatic connections are made and properly adjusted.

FAULT	CHECK FOR:	POSSIBLE CAUSE	ACTION
Weld head does not move upward when air is first applied.		Problem with input shop air	Verify correct input shop air pressure. See Chapter 2, Compressed Air Requirements.
		EZ-Clean valve is closed (in up position).	Open valve by pushing downward.
		Internal valve is stuck.	Contact company representative.
Weld head does not go downward when footswitch is pressed (first position for two-level foot switches).	Neither green firing indicator nor amber initialization signal received indicator light.	Problem exists in power supply, footswitch, or cable connections.	Check cable connections. Refer to appropriate power supply manual.
	Amber initialization signal received indicator is lit.	Internal valve is stuck.	Contact company representative.
		Down Speed Control valve is closed.	Turn valve counterclockwise to open.
Weld head moves downward too forcefully when footswitch is pressed (first position for two-step foot switches).		Down Speed Limiter valve requires adjustment.	Contact company representative.

Table 4-1. Troubleshooting Table

Repair

If problems cannot be resolved using the above troubleshooting table, contact AMADA WELD TECH at the address/telephone/fax shown in the Foreword.

APPENDIX A

Specifications

ITEM	SPECIFICATION
Dimensions	Width: 2.77 in. (70.4 mm) Depth 7.80 in. (198.1 mm) Height 6.08 in. (154.4 mm)
Weight	2.5 lb. (1.1 kg)
Power Requirements	24VAC/DC -5%/+10%, 1/2A (derived from power supply)
Compressed air Requirements	85 – 140 psi (586 – 965 kPa) An auto drain air filter with a 5-micron element (part number 10-373-01, catalog number ADAF) is recommended CAUTION: Compressor supplying air must <i>not</i> be lubricated with synthetic oil.
Operating Environment	60 – 113 °F (15.5 – 45 °C) 93% Relative Humidity (maximum) at 104 °F (40 °C)

APPENDIX A: SPECIFICATIONS

Outline Drawing

Dimensions are in inches (mm)

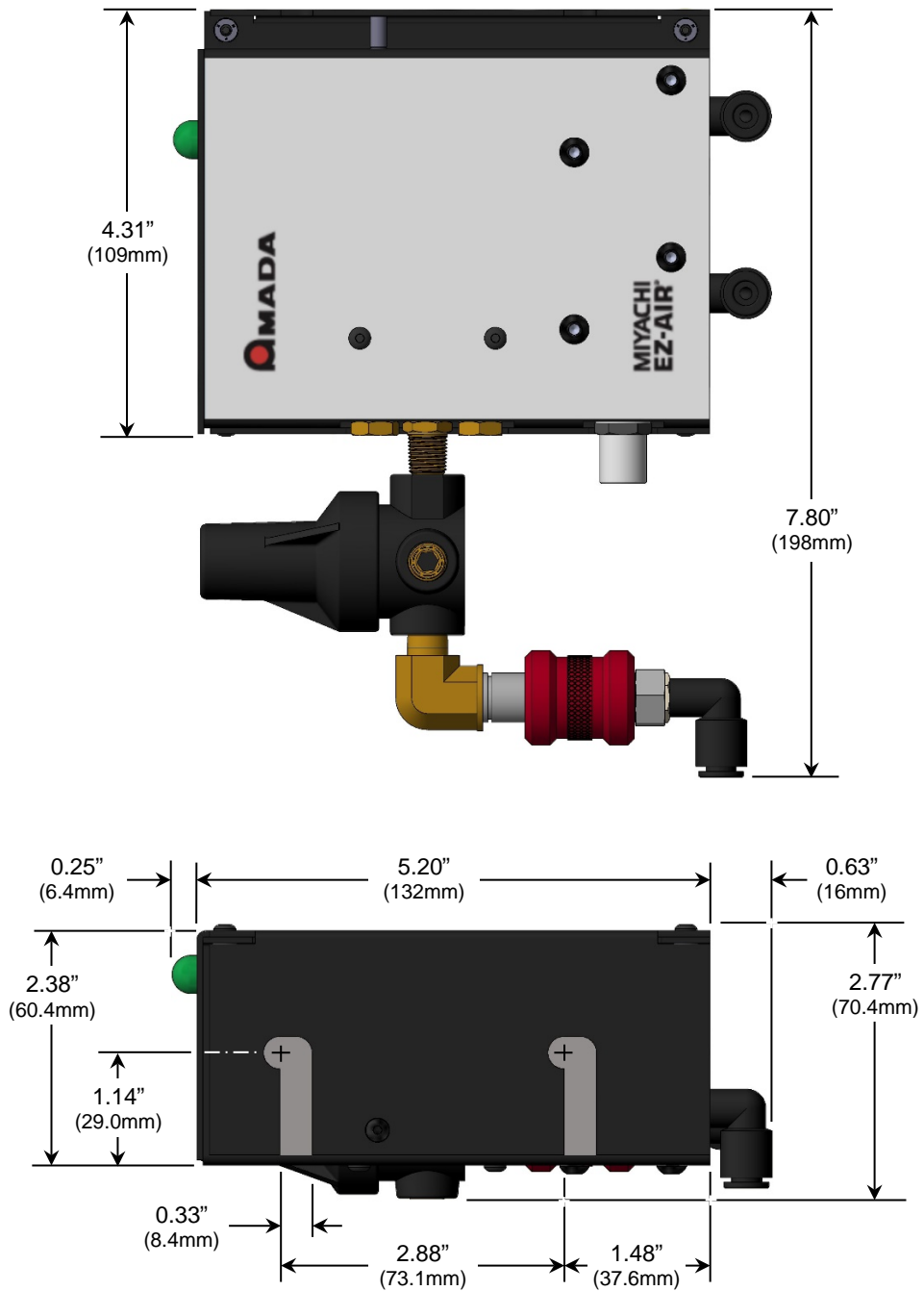


Figure A-1. Outline Dimensions

AMADA WELD TECH INC.

<http://www.amadaweldtech.com>

AMADA WELD TECH INC.

1820 South Myrtle Ave., Monrovia, CA 91016, U.S.A.
TEL. +1-626-303-5676 FAX, +1-626-358-8048
<http://www.amadaweldtech.com>

AMADA WELD TECH CO., LTD.

200, Ishida, Isehara-shi, Kanagawa 259-1196, Japan

AMADA WELD TECH KOREA CO., LTD.

28, Dongtanhana 1-gil, Hwaseong-si, Gyeonggi-do, 18423, Korea
TEL. +82-31-8015-6810 FAX. +82-31-8003-5995

AMADA WELD TECH SHANGHAI CO., LTD.

Unit 401, A206(C8), No. 77, Hongcao Road, Xuhui District, Shanghai, China
TEL. +86-21-6448-6000 FAX. +86-21-6448-6550

AMADA WELD TECH GmbH

Lindberghstrasse 1, DE-82178 Puchheim, Germany
TEL. +49-89-839403-0 FAX. +49-89-839403-68

AMADA WELD TECH TAIWAN CO., LTD.

Rm. 5, 2F., No. 9, Dehui St., Zhongshan Dist., Taipei 10461, Taiwan (R.O.C.)
TEL. +886-2-2585-0161 FAX. +886-2-2585-0162

AMADA VIETNAM CO., LTD.

469 Ha Huy Tap Road, Yen Vien, Gia Lam, Ha Noi, Vietnam
TEL. +84-4-6261-4583 FAX. +84-4-6261-4584

AMADA (THAILAND) CO., LTD.

Asia Industrial Estate Suvarnabhumi (AIES) 88/41 Moo 4, Khlongsuan, Bangbo, Samutprakarn 10560, Thailand
TEL. +66 2170-5900 FAX. +66 2170-5909

AMADA WELD TECH INDIA PVT. LTD.

G-A Ground Floor, 5C-409, 5th Cross, Kammanahalli Main Road, HRBR Layout, Kalyan Nagar, Bengaluru, - 560043, India
TEL. +91-80-4092-1749 FAX. +91-80-4091-0592

AMADA WELD TECH LTDA.

Av. Tamboré, 965/973, Salas P22e F11, bairro Tamboré, 06460-000-Barueri-SP, Brazil
TEL. +55-11-4193-1187

AMADA WELD TECH INC.

1820 South Myrtle Ave., Monrovia, CA 91016, U.S.A.

TEL. +1-626-303-5676 FAX. +1-626-358-8048